



JAN FAN Inc.

The Air Circulator Specialists

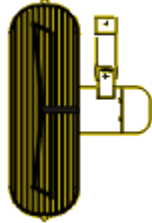
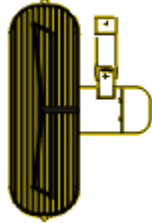
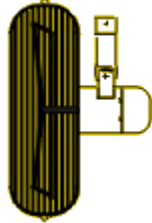
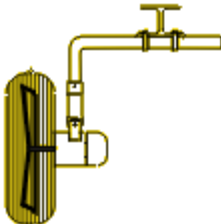
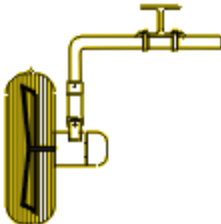
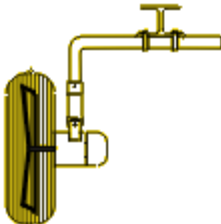
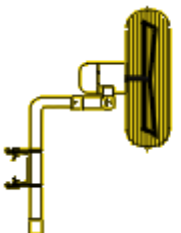
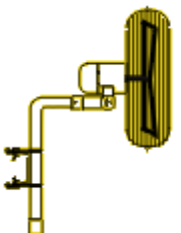
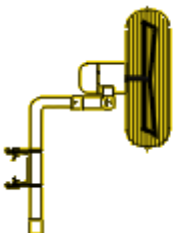



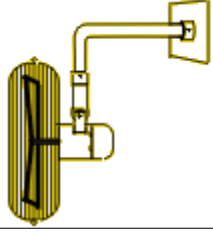
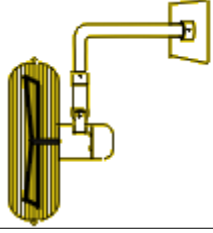
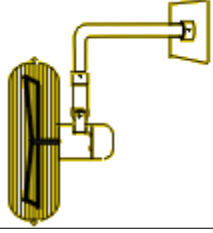
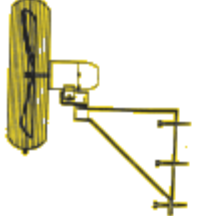
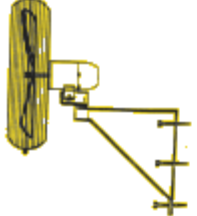
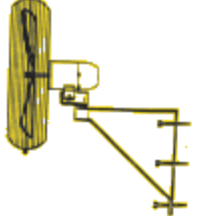


[print page](#)

COMPLETE FANS

12", 20", 24" & 30" BLADE SIZES AVAILABLE

- home
- company
- products
- complete fans
- components
- fan safety
- contact

MODEL#	NO.	DESCRIPTION
	JF-AKF20-2SP	20" 2 SPEED ADAPT OR KIT FAN COMPLETE Consist of components 1, 4 & 7
	JF-AKF20-DCS	Consist of components 2, 4 & 7
	JF-AKF24-2SP	24" 2 SPEED ADAPT OR KIT FAN COMPLETE Consist of components 1, 5 & 7
	JF-AKF24-DCS	Consist of components 2, 5 & 7
	JF-AKF30-2SP	30" 2 SPEED ADAPT OR KIT FAN COMPLETE Consist of components 1, 6 & 7
	JF-AKF30-DCS	Consist of components 2, 6 & 7
	JF-BMF20-2SP	20" 2 SPEED BEAM MOUNT FAN COMPLETE Consist of components 1, 4 & 8
	JF-BMF20-DCS	Consist of components 2, 4 & 8
	JF-BMF24-2SP	24" 2 SPEED BEAM MOUNT FAN COMPLETE Consist of components 1, 5 & 8
	JF-BMF24-DCS	Consist of components 2, 5 & 8
	JF-BMF30-2SP	30" 2 SPEED BEAM MOUNT FAN COMPLETE Consist of components 1, 6 & 8
	JF-BMF30-DCS	Consist of components 2, 6 & 8
	JF-CCM20-2SP	20" 2 SPEED C-CHANNEL MOUNT FAN COMPLETE Consist of components 1, 4 & 9
	JF-CCM20-DCS	Consist of components 2, 4 & 9
	JF-CCM24-2SP	24" 2 SPEED C-CHANNEL MOUNT FAN COMPLETE Consist of components 1, 5 & 9
	JF-CCM24-DCS	Consist of components 2, 5 & 9
	JF-CCM30-2SP	30" 2 SPEED C-CHANNEL MOUNT FAN COMPLETE Consist of components 1, 6 & 9
	JF-CCM30-DCS	Consist of components 2, 6 & 9
	JF-CMF20-2SP	20" 2 SPEED CEILING/BENCH MOUNT FAN COMPLETE Consist of components 1, 4 & 10
	JF-CMF20-DCS	Consist of components 2, 4 & 10
	JF-CMF24-2SP	24" 2 SPEED CEILING/BENCH MOUNT FAN COMPLETE Consist of components 1, 5 & 10
	JF-CMF24-DCS	Consist of components 2, 5 & 10
	JF-CMF30-2SP	30" 2 SPEED CEILING/BENCH MOUNT FAN COMPLETE Consist of components 1, 6 & 10
	JF-CMF30-DCS	Consist of components 2, 6 & 10
	JF-WMF20-2SP	20" 2 SPEED WALL MOUNT FAN COMPLETE Consist of components 1, 4 & 11
	JF-WMF20-DCS	Consist of components 2, 4 & 11
	JF-WMF24-2SP	24" 2 SPEED WALL MOUNT FAN COMPLETE Consist of components 1, 5 & 11
	JF-WMF24-DCS	Consist of components 2, 5 & 11
	JF-WMF30-2SP	30" 2 SPEED WALL MOUNT FAN COMPLETE Consist of components 1, 6 & 11
	JF-WMF30-DCS	Consist of components 2, 6 & 11
	JF-WCF20-2SP	20" 2 SPEED WALL OR CEILING BRACKET FAN COMPLETE Consists of components 1, 4 & 12
	JF-WCF20-DCS	Consists of components 2, 4 & 12
	JF-WCF24-2SP	24" 2 SPEED WALL OR CEILING BRACKET FAN COMPLETE Consists of components 1, 5 & 12
	JF-WCF24-DCS	Consists of components 2, 5 & 12
	JF-WCF30-2SP	30" 2 SPEED WALL OR CEILING BRACKET FAN COMPLETE Consists of components 1, 6 & 12
	JF-WCF30-DCS	Consists of components 2, 6 & 12



JF-FF20-2SP
JF-FF20-DCS

20" 2 SPEED ADJUSTABLE PEDESTAL FAN COMPLETE
Consist of components 1, 4, 13 & 14
Consist of components 2, 4, 13 & 14

JF-FF24-2SP
JF-FF24-DCS

24" 2 SPEED ADJUSTABLE PEDESTAL FAN COMPLETE
Consist of components 1, 5, 13 & 14
Consist of components 2, 5, 13 & 14

JF-FF30-2SP
JF-FF30-DCS

30" 2 SPEED ADJUSTABLE PEDESTAL FAN COMPLETE
Consist of components 1, 6, 13 & 14
Consist of components 2, 6, 13 & 14



JF-12F

12" SAFETY YELLOW INDUSTRIAL WORKSTATION FAN

- 12" Blade
- Motor is 3 speed, high efficiency (50 watts), totally enclosed, permanently lubricated.
- 10' 3 conductor power cord.
- Easy cleaning, power coated, steel, quick release guards.
- The Model #JF-12F (12" Fan) comes as a floor or tabletop mount fan. Also, included in every carton is a wall or workstation bracket for when overhead mounting is desired.



NOTE

- ALSO COMES COMPLETE WITH WORKSTATION BRACKET
- Mounts to any surface and provides FULL TILT and SWIVEL.

*** A SAFETY CABLE SHOULD BE INSTALLED ON ALL OVER-HEAD MOUNT
SEE MODEL #JF - SCK (Safety Cable Kit)